

Sound

Click on the Sound description for diagram

Natural, well-balanced

Bassy

Mellow

Thin, Reduced Bass

Shure Mic:

PG57, SM94, Beta57A, KSM27

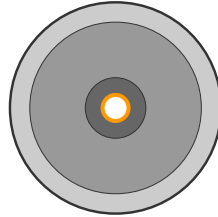
Placement:

Four inches from grille cloth at center of speaker cone

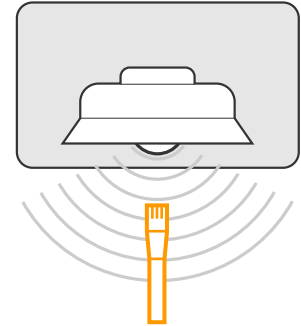
Comments:

Small microphone desk stand may be used if loudspeaker is close to floor

Speaker Front View



Speaker Aerial View



Sound

Click on the Sound description for diagram

Natural, well-balanced

Bassy

Mellow

Thin, Reduced Bass

Shure Mic:

PG57, SM94, Beta57A, KSM27

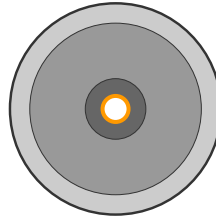
Placement:

One inch from grille cloth at
center of speaker cone

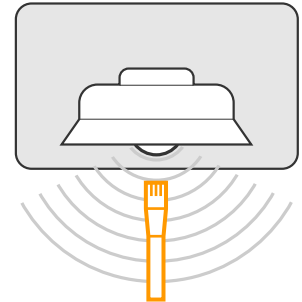
Comments:

Minimizes feedback and leakage

Speaker Front View



Speaker Aerial View



Sound

Click on the Sound description for diagram

Natural, well-balanced

Bassy

Mellow

Thin, Reduced Bass

Shure Mic:

PG57, SM94, Beta57A, KSM27

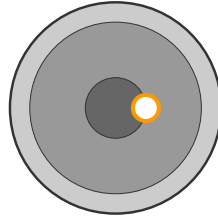
Placement:

Off-center with respect to speaker cone

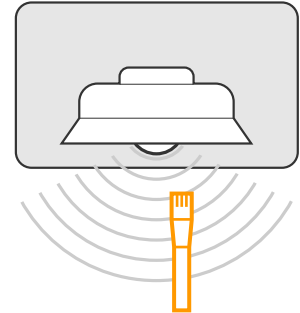
Comments:

Microphone closer to edge of speaker cone results in duller sound and reduces amplifier hiss noise

Speaker Front View



Speaker Aerial View



Sound

Click on the Sound description for diagram

Natural, well-balanced

Bassy

Mellow

Thin, Reduced Bass

Shure Mic:

PG57, SM94, Beta57A, KSM27

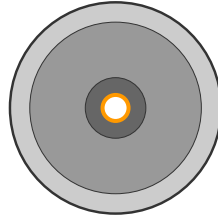
Placement:

Three feet from center of speaker cone

Comments:

Picks up room ambience and leakage

Speaker Front View



Speaker Aerial View

